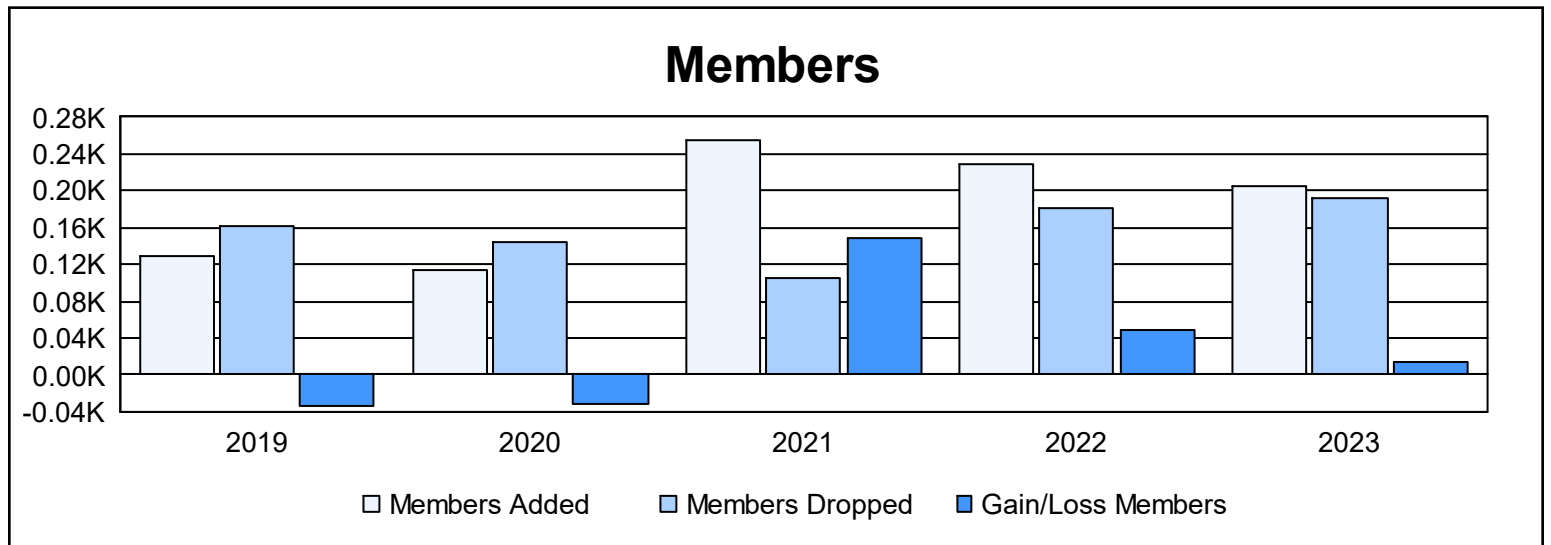
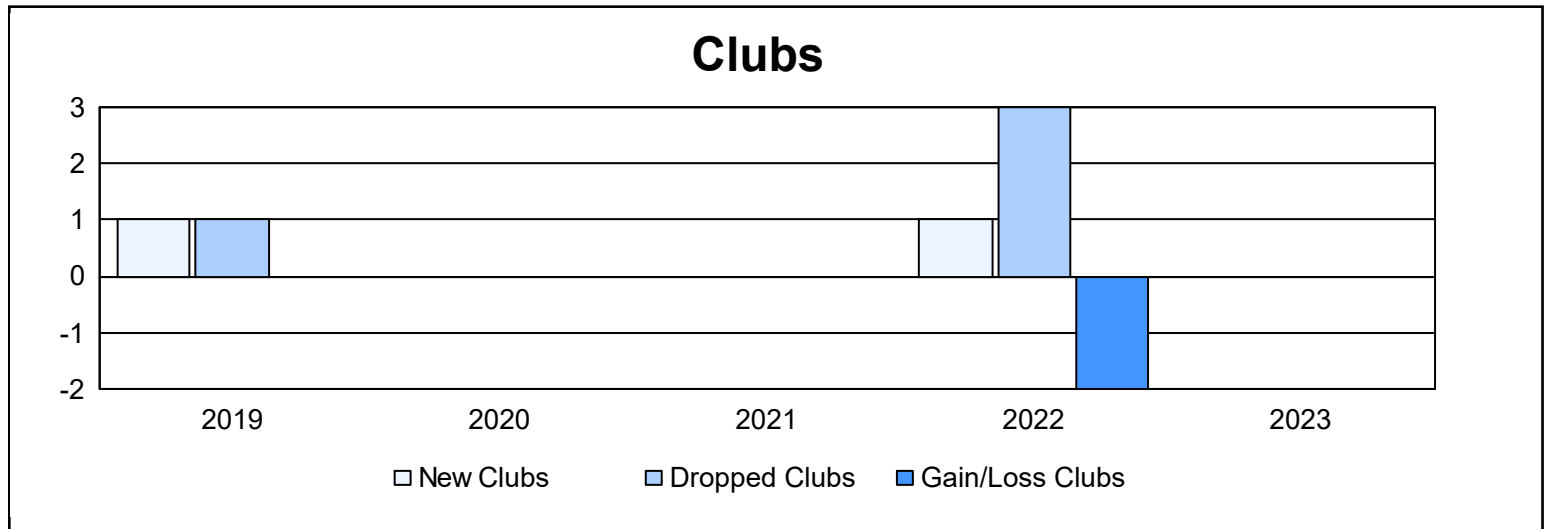
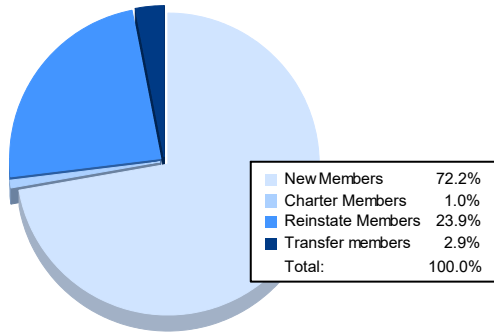


| Year | New Clubs | Dropped Clubs | Gain/ Loss Clubs | New Members | Charter Members | Reinstate Members | Transfer Members | Total Member Added | Total Members Dropped | Gain/ Loss Members |
|----------------|-----------|---------------|------------------|-------------|-----------------|-------------------|------------------|--------------------|-----------------------|--------------------|
| 2018-2019 | 1 | 1 | 0 | 89 | 30 | 7 | 2 | 128 | 162 | -34 |
| 2019-2020 | 0 | 0 | 0 | 108 | 0 | 4 | 2 | 114 | 145 | -31 |
| 2020-2021 | 0 | 0 | 0 | 250 | 0 | 4 | 1 | 255 | 106 | 149 |
| 2021-2022 | 1 | 3 | -2 | 180 | 35 | 9 | 5 | 229 | 181 | 48 |
| 2022-2023 | 0 | 0 | 0 | 148 | 2 | 49 | 6 | 205 | 192 | 13 |
| Average | 0 | 1 | 0 | 155 | 13 | 15 | 3 | 186 | 157 | 29 |



Membership Composition June 2023 Cumulative



Gender Composition June 2023 Cumulative

